

# SIL Ezra DE

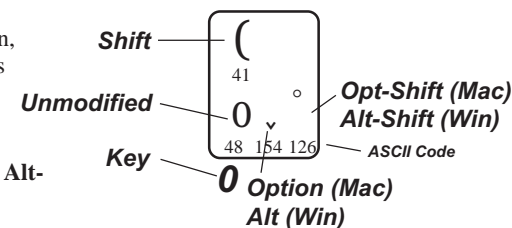
## Keyboard Layout

	= ; ^		s t h ^ + =
a	ט 65 225	.	ש 99 88 120
e	ׂ 69 233	S	ׁ 72 87
o	׃ 79 243	*	ׂ 43
u	ׂ 244 251	=	(dagesh alone) 208

(Windows) To access characters listed in the Alt position, hold down the **Alt** key and type the key. To access characters listed in the Alt-Shift position, hold down the **Alt** and **Shift** keys, and type the key.

(Mac) To access characters listed in the Option position, hold down the **Option** key and type the key. To access characters listed with an Opt-Shift position, hold down the **Option** and **Shift** keys, and type the key.

For example, to get ׀, type **Option-Shift-0** for Mac and **Alt-Shift-0** for Windows.



< 180	! 33 1 49 149 128	^ 141 2 50 144	\ 137 3 51 155 143	/ 138 4 52 156 132	" 139 5 53 157 131	^ 54 6 133	⌵ 140 7 55 158 135	* 42 8 56 153 136	( 41 9 57 159 142	) 40 0 48 154 126	- 150 makkef 45 151 38	+ 208 dagesh 161 64	Backspace
Tab	Q 113	W 119	E 101	R 114	T 116	Y 121	U 117	I 105	O 111	P 112 62	[ 93 125	] 91 123 130	\ 92 152 134
Caps Lock	A 97	S 83 115 60	D 100	F	G 103	H 104	J	K 107	L 108	;(silent) 248 252 59 58	' 147 puncta 145 179 178	Return	
Shift	Z 122	X	C	V	B 98	N 110 78	M 109 226	, 118 numbers 44 187 36	. 39 numbers 46 171 37	? 63 abbrs 47 35 34	Shift		
<div>(Alt) thinspace 255</div> <div>Space 32</div>													

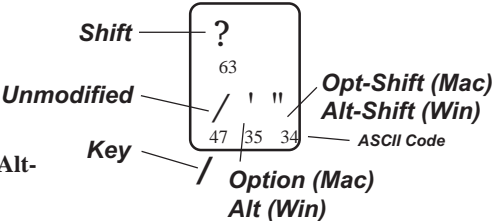
# SIL Heb Trans-DE

## Keyboard Layout

(Windows) To access characters listed in the Alt position, hold down the **Alt** key and type the key. To access characters listed in the Alt-Shift position, hold down the **Alt** and **Shift** keys, and type the key.

(Mac) To access characters listed in the Option position, hold down the **Option** key and type the key. To access characters listed with an Opt-Shift position, hold down the **Option** and **Shift** keys, and type the key.

For example, to get **š**, type **Option-Shift-0** for Mac and **Alt-Shift-0** for Windows.



=	;	%	^	h	s	t	h	^	+	=
a	ā	ă	ă	<sup>a</sup> h	ş	ţ	h	ş	ş	
e	ē	ě	ě		s			*	*	
i	ī	ï	ï		h					
o	ō	ö	ö	ô						
u	ū			û						
ō	ō									

180

33

1

49

2

50

2

50

3

51

3

51

4

52

4

52

5

53

5

53

6

54

6

54

7

55

7

55

8

56

8

56

9

57

9

57

0

48

0

126

150

45

makkef

151

208

208

208

208

Backspace

Tab

113

113

Q

113

119

119

W

119

101

101

E

101

114

114

R

114

116

116

T

116

121

121

Y

121

117

117

U

117

105

105

I

105

111

111

O

111

112

62

P

112

123

91

[

123

125

93

]

125

92

92

\

92

Caps Lock

97

97

A

97

83

115

60

60

S

83

100

100

D

100

103

103

G

103

104

104

H

104

107

107

K

107

108

108

L

108

248

252

59

58

;

248

147

145

'

147

Return

Shift

122

122

Z

122

98

98

B

98

110

78

N

110

109

226

M

109

118

44

171

44

,

118

39

46

187

46

.

39

63

47

35

34

/

63

Shift

32

32

Space

32

Use ZWL (zero width letter) for preventing end of word processing, if desired. <sup>a</sup>h, <sup>a</sup>c, and h are word-final only.

# SIL Ezra-SE

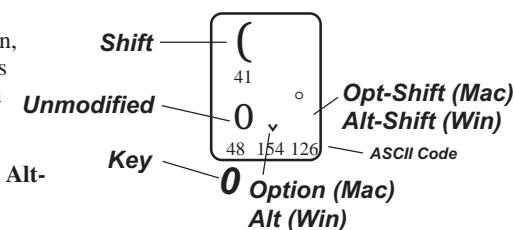
## Keyboard Layout

	= ; ^		s t h ^ +
a	ט 65 ע 69	ן 225 ץ 233	ש 99 ח 88 ץ 120
e			ש 72 ח 87 * 43
o	ן 79 ץ 243	ן 244 ץ 251	
u			

(Windows) To access characters listed in the Alt position, hold down the **Alt** key and type the key. To access characters listed in the Alt-Shift position, hold down the **Alt** and **Shift** keys, and type the key.

(Mac) To access characters listed in the Option position, hold down the **Option** key and type the key. To access characters listed with an Opt-Shift position, hold down the **Option** and **Shift** keys, and type the key.

For example, to get ם, type **Option-Shift-0** for Mac and **Alt-Shift-0** for Windows.



< 180	! 33 1 49 149 128	^ 141 (left) 2 50 144	\ 137 (left) 3 51 155 143	/ 138 4 52 156 132	" 139 5 53 157 131	^ 54 133 6	⌵ 140 7 55 158 135	* 42 8 56 153 136	( 41 9 57 159 142	) 40 0 48 154 126	- 150 makkef _ 45 151 38	+ 150 rafe = 208 161 64	Backspace
Tab	Q 113	W 119	E 101	R 114	T 116	Y 121	U 117	I 105	O 111	P 112 62	[ 93 129	] 91 130	\ 92 152 134
Caps Lock	A 97	S 83 ס 115 60	D 100	F	G 103	H 104	J	K 107	L 108	;(silent) 248 ; 252 59 58	' 147 puncta ' 145 179 178	Return	
Shift	Z 122	X	C	V	B 98	N 110 78	M 109 226	ע 118 numbers , << 44 187 36	ס 39 numbers , >> 46 171 37	? 63 abbrs , / ' " 47 35 34	Shift		
Space 32													

# SIL Heb Trans SE


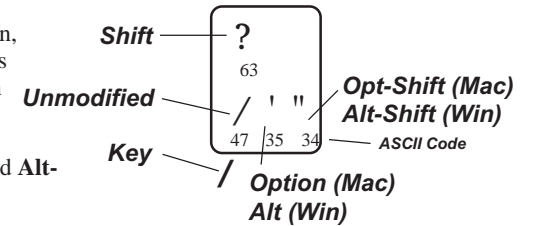
## Keyboard Layout

	=	;	%	^		s	t	h	^	+
a	ā	ă	ǎ		.	ș	ț	h		
e	ē	ě	ě		s			ș	ś	*
i	ī				*					
o	ō	ö	ö	ô						43
u	ū			û						
ō	ō									

(Windows) To access characters listed in the Alt position, hold down the **Alt** key and type the key. To access characters listed in the Alt-Shift position, hold down the **Alt** and **Shift** keys, and type the key.

(Mac) To access characters listed in the Option position, hold down the **Option** key and type the key. To access characters listed with an Opt-Shift position, hold down the **Option** and **Shift** keys, and type the key.

For example, to get ț, type **Option-Shift-0** for Mac and **Alt-Shift-0** for Windows.



# SIL Ezra SE-Full

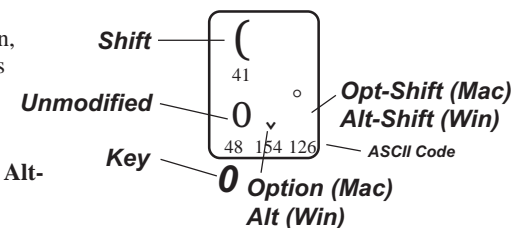
## Keyboard Layout

	= ;	^ h		s t h ^ +
a	ט 65 65 225	ה 228 228 228	.	ש 99 99 88 120
e	ע 69 69 233	ח 234 234 234	S	ז 72 72 87
i	י 79 79 243	ץ 244 244 244	*	ח 87 87 43
o	נ 79 79 243	ן 251 251 251		
u	נ 79 79 243	ן 251 251 251		
ō	נ 79 79 243	ן 251 251 251		
ē	נ 79 79 243	ן 251 251 251		

(Windows) To access characters listed in the Alt position, hold down the **Alt** key and type the key. To access characters listed in the Alt-Shift position, hold down the **Alt** and **Shift** keys, and type the key.

(Mac) To access characters listed in the Option position, hold down the **Option** key and type the key. To access characters listed with an Opt-Shift position, hold down the **Option** and **Shift** keys, and type the key.

For example, to get ם, type **Option-Shift-0** for Mac and **Alt-Shift-0** for Windows.



< 180	! 33 1 49 149 128	^ 141 2 50 144	\ 137 (left) 3 51 155 143	/ 138 4 52 156 132	" 139 5 53 157 131	^ 140 6 54 133	⌣ 140 7 55 158 135	* 42 8 56 153 136	( 41 9 57 159 142	) 40 0 48 154 126	- 150 makkef 45 151 38	+ 150 dagesh 208 161 64	Backspace
Tab	Q 113	W 119	E 101	R 114	T 116	Y 121	U 117	I 105	O 111	P 112 62	[ 93 129	] 91 130	\ 92 152 134
Caps Lock	A 97	S 83 ס 115 60	D 100	F	G 103	H 104	J	K 107	L 108	;	' 147 puncta 145 179 178	Return	
Shift	Z 122	X	C	V	B 98	N 110 78	M 109 226	, 118 numbers 44 187 36	. 39 numbers 46 171 37	? 63 abbrs 47 35 34	Shift		
Space 32													

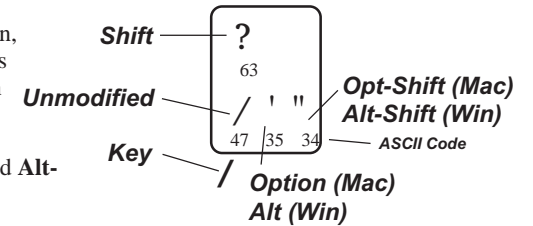
# SIL Heb Trans SE-Full

## Keyboard Layout

(Windows) To access characters listed in the Alt position, hold down the **Alt** key and type the key. To access characters listed in the Alt-Shift position, hold down the **Alt** and **Shift** keys, and type the key.

(Mac) To access characters listed in the Option position, hold down the **Option** key and type the key. To access characters listed with an Opt-Shift position, hold down the **Option** and **Shift** keys, and type the key.

For example, to get  $\dot{\text{t}}$ , type **Option-Shift-0** for Mac and **Alt-Shift-0** for Windows.



	=	;	%	^	h		s	t	h	^	+
a	ā	ă	ǎ	â		.	ș	ț	h		
e	ē	ě	ě	ê	eh	s			š	ś	*
i	ī	ï	ĩ	î		*					
o	ō	ö	õ	ô							43
u	ū			û							
ō	ō				ōh						
ē				ê	ēh						

180 `	33 1 49	2 50	3 51	4 52	5 53	6 54	7 55	8 56	9 57	0 48 126	150 makkef 45 151	208 dagesh 208	Backspace
Tab	Q 113	W 119	E 101	R 114	T 116	Y 121	U 117	I 105	O 111	P 112 62	[ 91	] 93	\ 92
Caps Lock	A 97	S 115 60	D 100	F	G 103	H 104	J	K 107	L 108	; 252 59 58	' 145	Return	
Shift	Z 122	X	C	V	B 98	N 110 78	M 109 226	, 44 171	. 46 187	? 63 / ' "	Shift		
Space 32													